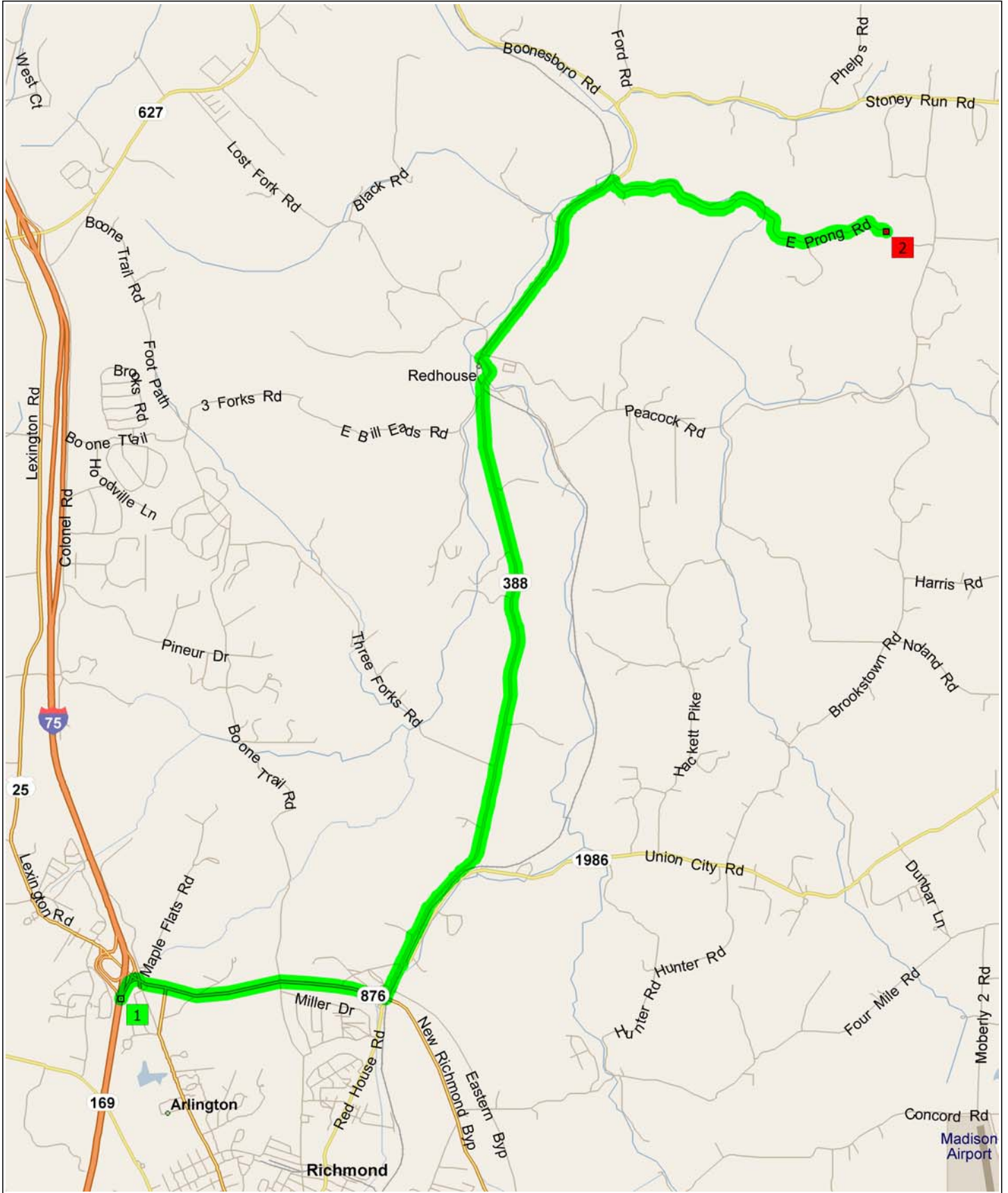


# 90 to 270 E Prong Rd, Richmond, KY 40475

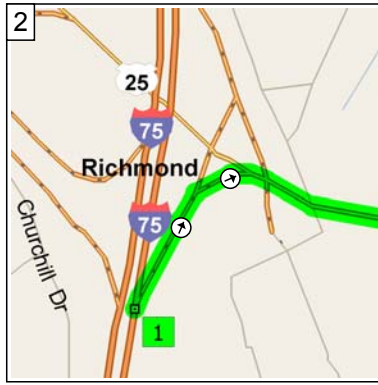
10.0 miles; 17 minutes



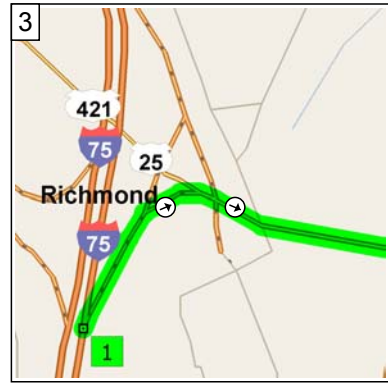
0 mi 0.5 1 1.5 2 2.5



9:00 AM 0.0 mi  
 Depart 90 on Ramp (North) for 0.1 mi



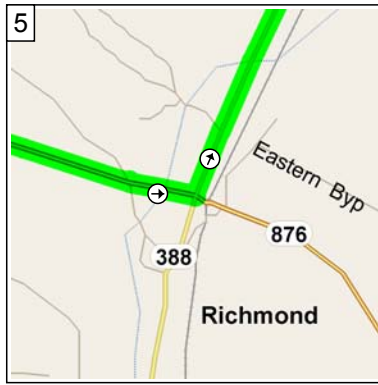
9:00 AM 0.1 mi  
 Keep RIGHT to stay on Ramp for 87 yds



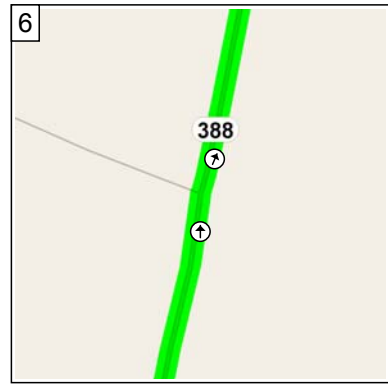
9:00 AM 0.2 mi  
 Bear RIGHT (East) onto US-25 [US-421] for 0.2 mi



9:00 AM 0.4 mi  
 Keep STRAIGHT onto SR-876 [New Richmond Byp] for 1.5 mi



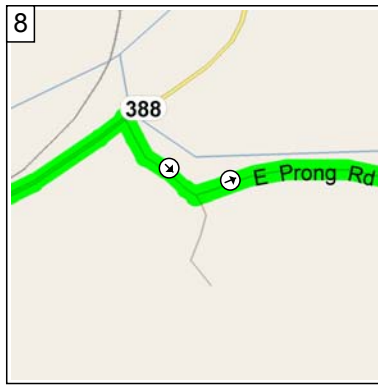
9:02 AM 1.8 mi  
 Turn LEFT (North) onto SR-388 [Red House Rd] for 1.7 mi



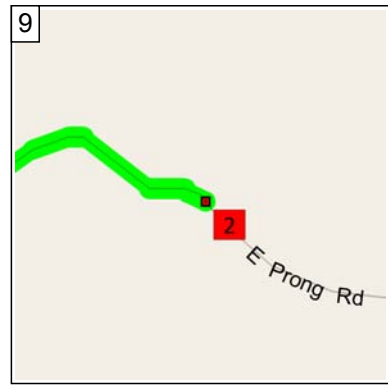
9:05 AM 3.6 mi  
 Bear RIGHT (North) onto SR-388 for 4.3 mi



9:13 AM 7.9 mi  
 Turn RIGHT (South) onto E Prong Rd for 164 yds



9:13 AM 8.0 mi  
 Turn LEFT to stay on E Prong Rd for 2.0 mi



9:17 AM 10.0 mi  
 Arrive 270 E Prong Rd, Richmond, KY 40475